



Optical components and optical system for post objective scanning system

Dynamic scanning optical system optics: 1pc small focus lens、 1-2pcs focus lens、 Galvo mirror. The entire optical lens forms a function of beam expansion, focusing and beam deflection and scanning. The expanding part is a negative lens, ie small focus lens, which realizes beam expansion and moving zoom, the focusing lens is composed of a group of positive lenses. The galvo mirror is mirror in the galvanometer system.



CO2 Post-Objective Lens

Max Entrance Pupil (mm)	Optics 1 Diameter(mm)	Optics 2 Diameter(mm)	Optics 3 Diameter(mm)	Scan Field (mm)	Clear Aperture of Scanner (mm)
8	15	55	55	600x600 800x800	30
12	22	55	55	1600x1600	30

1030-1090nm Post-Objective Lens

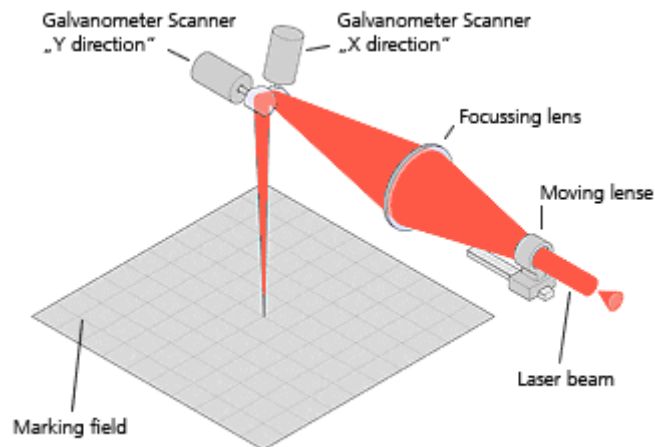
Max Entrance Pupil (mm)	Optics 1 Diameter(mm)	Optics 2 Diameter(mm)	Optics 3 Diameter(mm)	Scan Field (mm)	Clear Aperture of Scanner (mm)
8	16	55	55	600x600 800x800	30

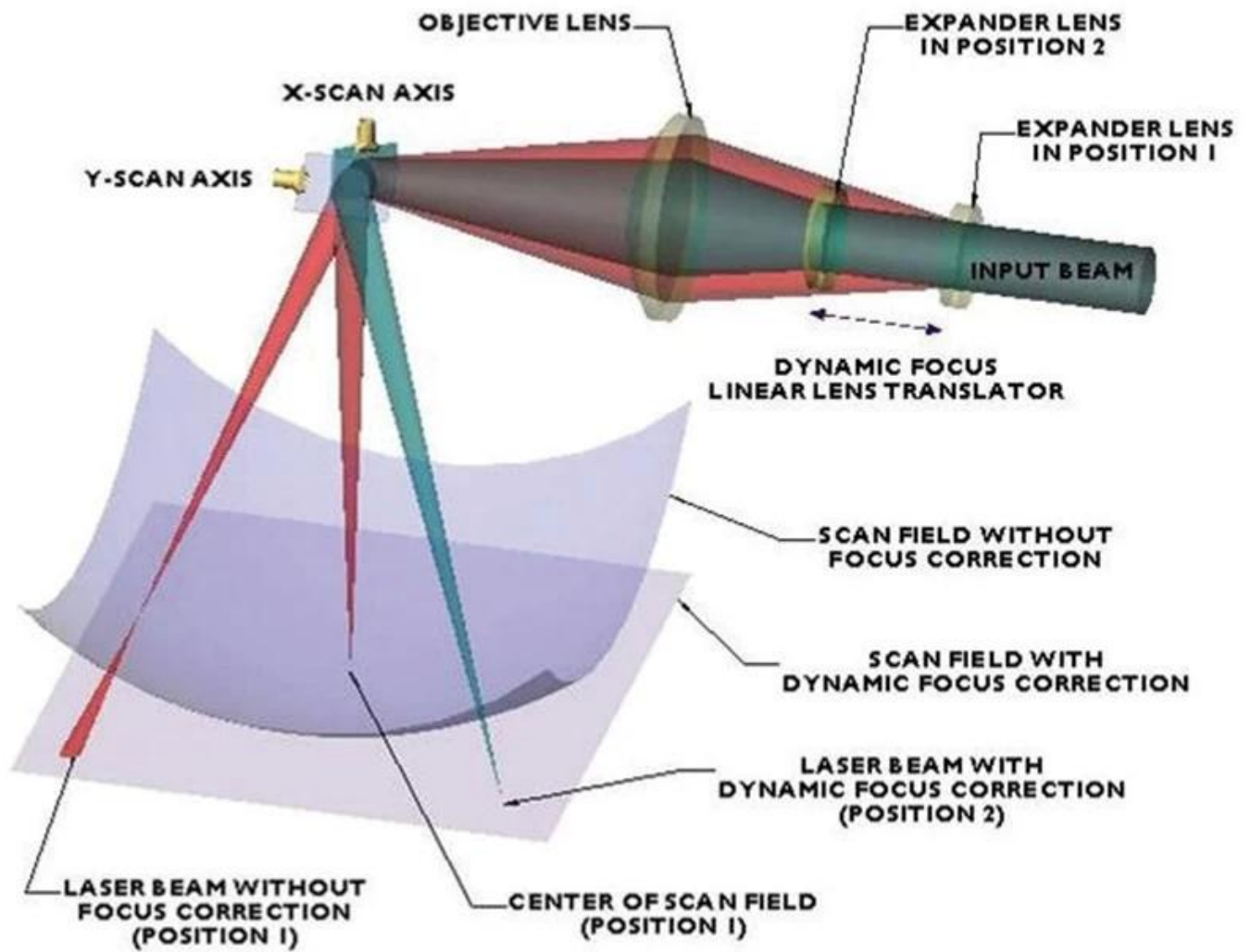
532nm Post-Objective Lens

Max Entrance Pupil (mm)	Optics 1 Diameter(mm)	Optics 2 Diameter(mm)	Optics 3 Diameter(mm)	Scan Field (mm)	Clear Aperture of Scanner (mm)
8	15	35	35	300x300	10

355nm Post-Objective Lens


Max Entrance Pupil (mm)	Optics 1 Diameter(mm)	Optics 2 Diameter(mm)	Optics 3 Diameter(mm)	Scan Field (mm)	Clear Aperture of Scanner (mm)
8	15	35	35	300x300	10







TRIOPTICS OptiSpheric 2000 AF
---Testing EFL, R, Centering Error, Wedge Angle, BFL, MTF



PerkinElmer Lambda 950---Testing Transmission and Reflectivity



Carmanhaas Coating Machine




Packaging & Shipping

Packaging 1



Packaging 2



Packaging 3



Shipping 4



Lens Cleaning

1. For light pollution (dust, fiber particles) were flexible cleaning.

Using a blowing balloon, Blow off scattered contaminants on the surface of the optical element.




2. For light pollution (stains, fingerprints) were flexible cleaning.

Propanol, acetone glue with a cotton swab or alcohol to gently wipe the surface.



3. For moderately polluted (saliva, oil) in moderate-intensity cleaning.

Infiltrating distilled white vinegar with a cotton swab, wipe the surface a little pressure.



A8: 0000 00 00000 00000 T / T 000 000 00000000 0000 0000000 00000 000000 000000.