




XXXXXXXXXX XXXX:

XXXXX Carmanhaas XXXXX XXXXXXXXX XX XXXXXXXXXX XXXXXXXXX XXXXXXXXX XXXXXXXXX galvo scan. XX XXXXXXXXX XXXXXXXXX XXXXXXXXX  
XXXXX XXXXXXXXX XX XXXXXXXXXX XXXXXXXXX XXXXX XXXXXXXXX XXXXXXXXX .XXXXXXX XXXXXXXXX XXXXXXXXX XXXXXXXXX XXXXXXXXX XXXXXXXXX  
XXXXXX XXXXXXXXX / XXXXXXXXXX XXXXXXXXX :XXXXXXX QBH XX XXXXX XXXXXXXXX XXXXXXXXXX XXXXXXXXX F-theta XX XXXXXXXXX XXXXXXXXX XXXXXXXXX  
XXXXXX / XXXXXXXXXX QBH XXXXXXXXX XX (XXXXXXX XXXXXXXXX XXXXX XXXXXXXXXX XXXXXXXXXX XXXXXXXXX XXXXXXXXX) XXXXXXXXX XXXXXXXXX XXXXXXXXX  
XXXXXXX XXXXXXXXXX XXXXXXXXX XXXXXXXXX. ([Galvo XXXXXXXXX XXXXXXXXXX XXXXXXXXXX XXXXXXXXXX XXXXXXXXX](#))

XXXXXXXXXX:



- (1) XX XXXXX 20> XXXXXXXXX XXXXXXXXX .(XXXXXXX XXXXXXXXX 10 XX 2 XXX / XXXXX 40 :XXXXXXX XXXXXXXXX) XXXXXXXXX XXXXXXXXX XXXXXXXXX XXXXXXXXX  
6 XXXXX XXXXXXXXX XXXXXXXXX XXXXXXXXX XXXXXXXXX XXXXXXXXX XXXXXXXXX XXXXXXXXX .XXXXXXXKW XX  
XXXXXXX XXXXXXXXX XXXXXXXXX XXXXXXXXX XX XXXXXXXXX XXXXXXXXX XXXXXXXXX (2)  $< \lambda / 10$  XX XXXXXXXXXX XXXXXXXXX XXXXXXXXX XXXXXXXXX  
1 XXXXXXXXX XXXXXXXXX XXXXXXXXX XXXXXXXXX XXXXXXXXX XXXXXXXXXX XXXXXXXXXX XXXXXXXXXX XXXXXXXXXX (3)KW XX 50 XXXXXXXXX XXXXXXXXX XXXXXXXXX  
6 XXXXXXXXXX XXXXXXXXX XXXXXXXXX XXXXXXXXX KW XX  
XX XXXXXXXXX XXXXXXXXX 80 XXXXXXXXX XXXXXXXXX 0.5 XXXXXXXXX XXXXXXXXXX XXXXXXXXXX XXXXXXXXX XXXXXXXXXX XXXXXXXXXX XXXXXXXXXX XXXXXXXXXX (4)  
XXXXXXX XXXXXXXXX XXXXXXXXX XXXXXXXXXX XXXXXXXXXX XXXXXXXXXX XXXXXXXXXX (5).



□□□□□ □□□□□□□□:

**1030-1090nm □□□□□ F-Theta**

<b>Part Description</b>	<b>Focal Length (mm)</b>	<b>Scan Field (mm)</b>	<b>Max Entrance Pupil (mm)</b>	<b>Working Distance(mm)</b>	<b>Mounting Thread</b>
SL-1064-110-160	160	110x110	12	170	M85x1
SL-(1030-1090)-116-165-(12CA)	165	116x116	12	186	M85x1
SL-(1030-1090)-110-160-(20CA)	160	110x110	20	180	M85x1
SL-(1030-1090)-175-254-(20CA)	254	175x175	20	278	M85x1
SL-(1030-1090)-110-170-(30CA)-M102*1	170	110x110	30	196	M102x1
SL-(1030-1090)-150-210-(30CA)-M102*1	210	150x150	30	269	M102x1
SL-(1030-1090)-175-254-(30CA)-M102*1	254	175x175	30	286	M102x1
SL-(1030-1090)-112-160	160	112x112	10	189	M85x1
SL-(1030-1090)-105-170-(15CA)	170	105x105	15	215	M85x1
SL-(1030-1090)-150-210-(15CA)	210	150x150	15	269	M85x1
SL-(1030-1090)-175-254-(15CA)	254	175x175	15	317	M85x1




**白车身 Body-in-White**



Sun gear, Ring gear    Viscous damper    Synchronization ring



Differential gear    Planetary carrier    Flywheel



Recliner    Backrest    Seat Frame




Seat Track Assembly





**TRIOPTICS OptiSpheric 2000 AF**  
---Testing EFL, R, Centering Error, Wedge Angle, BFL, MTF



**PerkinElmer Lambda 950**---Testing Transmission and Reflectivity





**Carmanhaas Coating Machine**





## Packaging & Shipping







□□□□□□ □□□□:



A8: 0000 00 00000 00000 T / T 000 000 00000000 0000 0000000 00000 000000 000000.